



XIAMEN WANPO IMP. & EXP. CO., LTD.

Address: Room 4049, No. 350 Changle Road, Huli District, Xiamen, China.

WhatsApp: +86-15860736068 E: info@xmwanpo.com W: www.wanpomosaic.com

PRODUCT CATALOG

Product Name: Simple Waterjet Wooden White Marble Mosaic Tiles For Big Wall Decor



Short Description: Mosaic stone is produced using advanced waterjet technology, combining the natural beauty of wood-white marble with precise wavy and linear styles. With its elegant beauty and versatile application, it is the perfect choice for creating peculiar and unique wall decorations.

Model No.: WPM063


Pattern: Waterjet

Color: Grey

Finish: Polished

Material Name: Natural Marble

Min. Order: 100 sq.m (1077 sq.ft)



Product Detail:

Product Description

This simple waterjet wooden white marble mosaic tile in an arabesque shape is part of our beautiful range as a grey marble mosaic pattern. Mosaic stone is produced using advanced waterjet technology, combining the natural beauty of wood-white marble with precise wavy and linear styles. With its elegant beauty and versatile application, it is the perfect choice for creating peculiar and unique wall decorations. This is an eye-catching choice in the grey marble mosaic range. The blend of grey tones in marble gives it a modern feel of elegance and sophistication. One of the standout features of this collection is the water spray mosaic tile backsplash. Precisely cut and interlocking pieces create captivating patterns that add depth and visual interest to any space. For those looking for sophisticated beauty, arabesque marble tiles are an excellent choice. The smooth lines and intricate patterns of an arabesque design add an artistic touch to any space.

Product Specification (Parameter)

Product Name: Simple Waterjet Wooden White Marble Mosaic Tiles For Big Wall Decor

Model No.: WPM063

Pattern: Waterjet

Color: Grey

Finish: Polished

Thickness: 10 mm


Product Series



Model No.: WPM063

Color: Grey

Material Name: Wooden White Marble





Model No.: WPM064

Color: White & Grey

Marble Name: Crystal White Marble, Carrara White Marble, Grey Marble

Product Application

This grey marble mosaic has popular applications, whether it is for kitchens, bathrooms, or other areas, a water jet mosaic tile backsplash instantly enhances the overall design and creates an eye-catching focal point. When applied to walls, it creates an attractive backdrop that complements a variety of interior design styles. The combination of waterjet cutting technology and grey marble mosaic design creates a visually stunning modern aesthetic. Whether used in a living area, entryway, or commercial setting such as a hotel or boutique, these mosaic tiles can serve as a focal point, enhancing the overall theme and creating a sense of luxury. Whether used as mosaic tile backsplash, grey marble mosaic, arabesque, or grey mosaic bathroom wall tiles, these mosaic tiles bring elegance, sophistication, and artistry to residential and commercial environments.



Elevate your space with the timeless beauty of our simple waterjet wood white marble mosaic tiles for large wall decorations, making them the centerpiece of your design vision.

FAQ

Q: How are the Simple Waterjet Wooden White Marble Mosaic Tiles For Big Wall Decoration installed?

A: The mosaic tiles can be installed using standard tile installation methods. We recommend consulting a professional installer for proper installation and to ensure a flawless result.

Q: Can I use these Simple Waterjet Wooden White Marble Mosaic Tiles as a backsplash in my kitchen?

A: Absolutely! The "Simple Waterjet Wooden White Marble Mosaic Tiles" make for a stunning backsplash in kitchens, adding a touch of elegance and sophistication to the space.

Q: Are these Simple Waterjet Wooden White Marble Mosaic Tiles suitable for commercial applications?

A: Yes, these mosaic tiles are suitable for both residential and commercial applications. They can be used in various settings, such as hotels, restaurants, offices, and boutiques, to create a visually captivating environment.

Q: How do I clean and maintain these stone mosaic tiles?

A: Cleaning and maintenance are simple. You can use a mild soap and water solution to clean the tiles regularly. It is also recommended to seal the marble periodically to protect against stains and ensure longevity.